

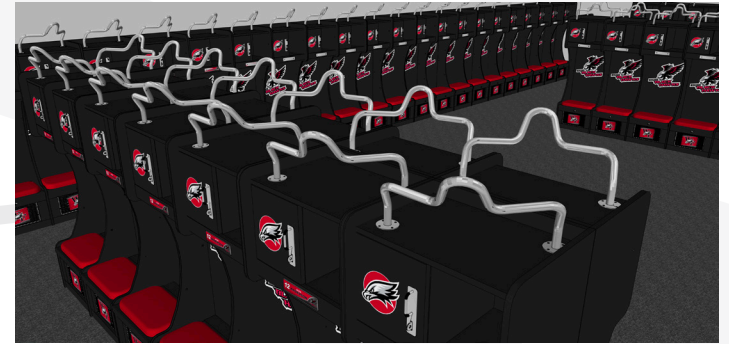


THE FOUNDATION FOR YOUR
FACILITY

AElockers.com

Follow the Athletic Edge Playbook
to outfit your athletic facility.

IT ALL STARTS HERE AT THE ATHLETIC EDGE.



We support athletic trainers, coaches and athletes because providing quality equipment for athletic care is at the cornerstone of what we do and who we care about.

We have all the tools you need to plan your next upgrade, remodel or re-design. A firm foundation is the key to a facility that lasts, and we can help you plan yours.

Build a solid foundation

Expectation is everything. Creating the foundation of your athletic facility determines the quality and character of your space. You have the vision. We have the expertise to help you every step of the way.

Set the framework

Select quality products and materials with the features you need to get the results you want. Choose from wood, laminate, phenolic, aluminum or steel combined with plenty of options to meet your needs for just the right fit.

Add a finishing touch

Add a personal touch to make your facility special and unique. The Athletic Edge can help to tell your story through the colors you choose and custom branding options that will create a facility that is distinct.

Choose The Athletic Edge for the...

office, classroom, athletic training room, locker room, and mobile solutions

CASE STUDY

Pacific Lutheran University

The Pacific Lutheran University athletic department has a new, million-dollar updated locker room facility which proudly serves the Lute football, men's cross country, and men's track and field programs. The renovation project modernized the existing locker facilities inside Olson Auditorium to improve the student-athlete experience and keep Pacific Lutheran University as one of the premier athletic departments in the Pacific Northwest and NCAA Division III.

The Project

The large locker room in Olson Auditorium serves as the primary home for the Lute football, cross country and track and field teams. The renovation project updated the 50-year-old locker facilities that have been in place since the building opened in 1969 and follows in the footsteps of the 2009 locker room modernization that benefited the volleyball and men's and women's basketball programs. According to Jill Cohn, Pacific Lutheran Project and Space Manager, "Lockers had been installed at different times over the years. They didn't match, and they were old and rusty. There were not enough lockers to serve our athletic community."

The new space is in daily use by over 150 student-athletes, and the 3,675 square foot renovation and modernization included the installation of 133 new cutback side wood lockers, 10 shower stalls, and a new heating, ventilation, and air conditioning system. The Lutes were pleased overall with the products and services they received from The Athletic Edge. "The lockers are visually beautiful and accommodate all of the football team, and cross country and track and field. It was great that The Athletic Edge was able to accommodate requested custom features into the lockers," stated Cohn. "Some of our favorite features of the new lockers included the custom logo design, custom color, and the customized height for the padded bench."



"UPGRADING THE LOCKER ROOM NOT ONLY ENHANCES THE EXPERIENCE OF OUR CURRENT STUDENT-ATHLETES BUT HELPS US ATTRACT NEW LUTES."

The Results

"This project provides a huge boost to our "curb appeal" and meets the expectations of today's prospective students," said Head Cross Country and Track & Field Coach Adam Frye. "

"This locker room is a beautiful new space. Re-imagined, aesthetically pleasing, and extremely practical. For that I'm extremely grateful," said Head Football Coach Brant McAdams. "But more so, I'm grateful for the opportunity and cause that this space creates. A space that gives our players more time to connect and grow through locker room conversations and a space that will attract years of future Lute student-athletes to a place that produces excellence everywhere that counts; on the field, in the classroom, and in the community."

Visit: plu.edu/lockers



#WEHAVETHEEDGE

WOOD/LAMINATE LOCKERS



Contact us for a free mockup:
AELOCKERS.COM OR 800.743.7738

Keeping with tradition: strength, quality and durability. Our wood and laminate lockers are beautifully handcrafted in the USA by our superior craftsmen, who have been producing top-quality wood products for more than 35 years. Finish your project with custom branding, which serves as a great recruiting tool.

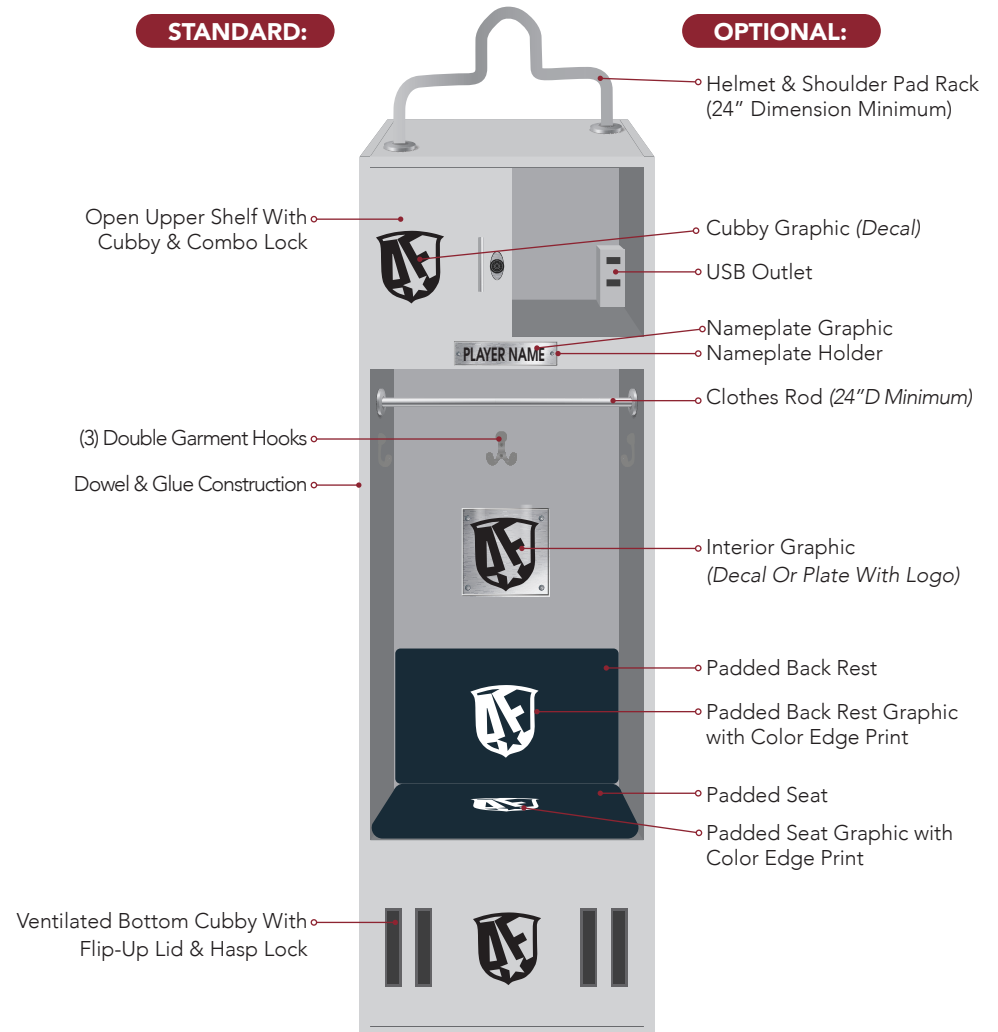
STANDARD FEATURES:

- Open upper shelf with cubby and combo lock
- Ventilated bottom cubby with flip-up lid and hasp lock
- Laminate and wood options available
- Dowel and glue construction
- Wood options have base coat sanding sealer & 2 coats of water based, low volatile organic compounds (VOCs) lacquer
- (3) Double garment hooks
- Lockers ship fully assembled



STANDARD:

OPTIONAL:



CONFIGURATIONS & OPTIONS

STANDARD CONFIGURATIONS:



Straight Recessed L-Shape Cutback Pedestal

BOTTOM OPTIONS:



Open Cubby Lift Up Lid Pull Out Drawer

BOTTOM FACE:



Louvered Mesh

SIZES AVAILABLE:

Straight, Recessed, & Cutback

Height	Width	Depth
72"	18", 24", 30"	18", 24"
78"	18", 24", 30"	18", 24"
84"	18", 24", 30"	18", 24"

*Custom sizes available upon request.

L-Shape

Height	Width	Depth
72"	18", 24", 30"	18", 20", 24"

Pedestal

Height	Width	Depth
72"	18", 24", 30"	23.5", 30", 36"
78"	18", 24", 30"	23.5", 30", 36"
84"	18", 24", 30"	23.5", 30", 36"

*Custom sizes available upon request.

ACCESSORIES AND GRAPHICS:

- Nameplate holder (2"x 8", 2"x10", or 2"x12")
- Nameplate graphic
- Cubby graphic (*decal or plate with logo*)
- Double ceiling hook
- Interior graphic (*decal or plate with logo*)
- Bottom graphic (*decal*)
- Helmet & shoulder pad rack
(*minimum 24"W, not available on L-shape*)
- Clothes rod (*not available on L-shape*)
- Padded seat
- Padded seat graphic
- Padded back rest
- Padded back rest graphic
- 120V USB power outlet (*not available on L-shape*)


STANDARD LAMINATE CHOICES:



STANDARD WOOD CHOICES:



STAIN CHOICES:



Custom material and stain choices available upon request.

Go to
AELOCKERS.COM/RESOURCES-DOCUMENTS
to get product specs and drawings



QUICK SHIP Recessed Lockers

Our Quick Ship Lockers provide you with an option for quick turnaround time with one of our most popular locker styles.

Contact us for more information!

Standard Features:

- Maple veneer plywood
- Recessed side with 2" trayed top
- Locking upper cubby with combination lock
- Lower foot compartment with lift lid and hasp lock



STEEL OPEN ATHLETIC LOCKERS

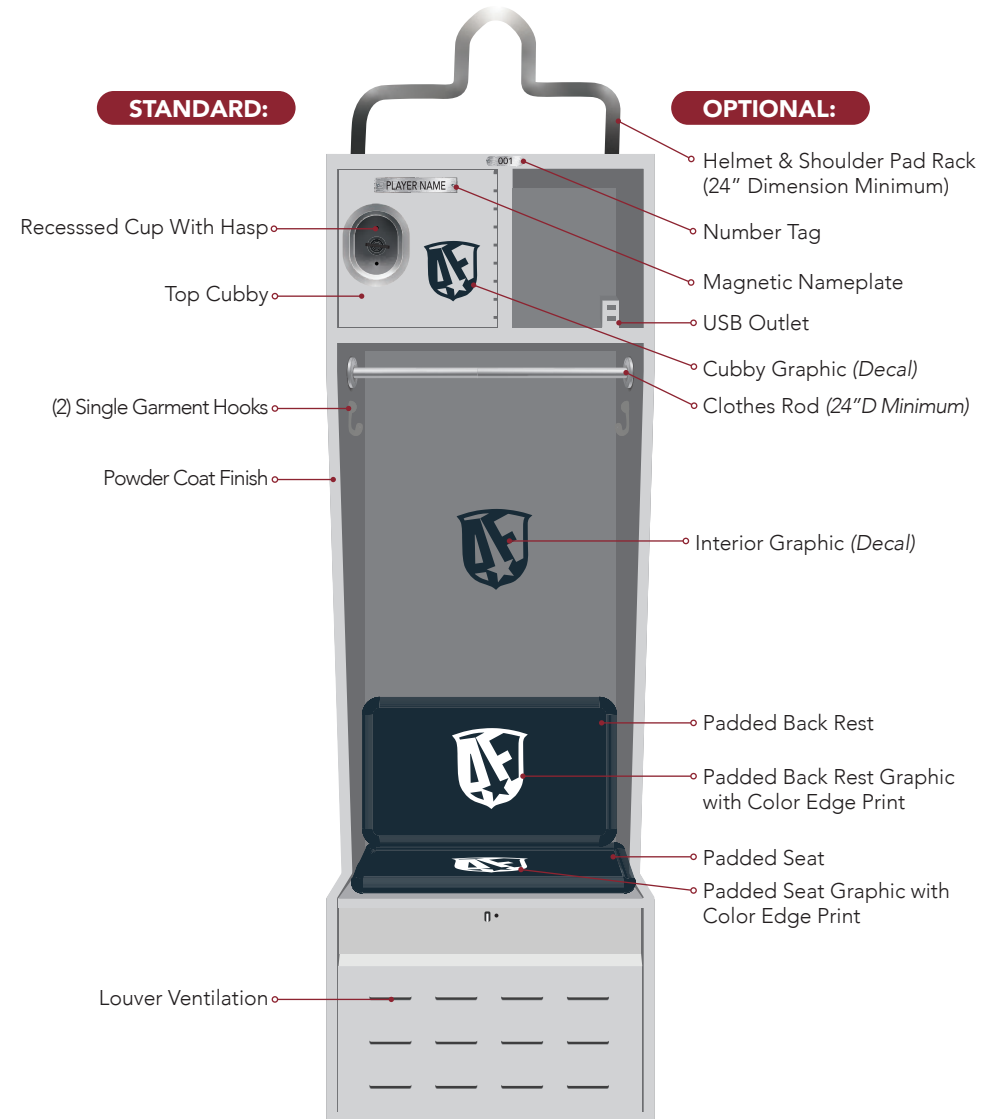


Contact us for a free mockup:
AELOCKERS.COM OR 800.743.7738

Athletes need a locker that's tough, durable and spacious enough to handle all their equipment and gear. Designed and built by experienced craftsmen with years of experience in millwork and steel fabrication, our steel lockers exceed our customers' expectations with innovative design and unrivaled quality that meet any size or budget.

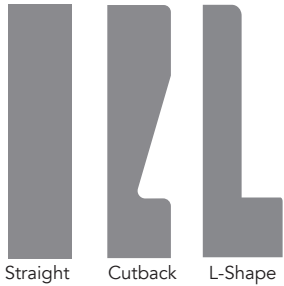
STANDARD FEATURES:

- Welded 16 gauge steel construction
- (2) Single garment hooks
- Top cubby
- Recessed cup with hasp (padlock not included)
- Bottom foot locker with flip-up lid and hasp lock
- Louver ventilation
- Durable powder coat finish
- Lockers ship fully assembled

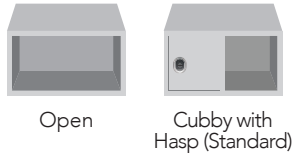


CONFIGURATIONS & OPTIONS

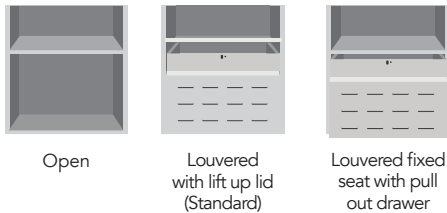
STANDARD CONFIGURATIONS:



TOP OPTIONS:

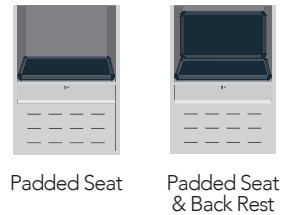


VENTILATED BOTTOM OPTIONS:



***Pull out drawer not available on L-Shape*

PADDED SEAT/BACK OPTIONS:



SIZES AVAILABLE:

Straight

Height	Width	Depth
72"	18", 24", 30"	18", 24"
78"	18", 24", 30"	18", 24"
84"	18", 24", 30"	18", 24"

*Custom sizes available upon request.

Cutback

Height	Width	Depth
72"	18", 24", 30"	24", 30"
78"	18", 24", 30"	24", 30"
84"	18", 24", 30"	24", 30"

*Custom sizes available upon request.

L-Shape

Height	Width	Depth
72"	24", 30"	24"
78"	24", 30"	24"

*Custom sizes available upon request.

STANDARD FRAME COLORS:



STANDARD UPHOLSTERY CHOICES:



*SEE CUSTOM CUSHION OPTIONS ON PAGE 7

ACCESSORIES AND GRAPHICS:

- Cubby graphic (Decal)
- Clothes rod (24"D minimum)
- Interior graphic (Decal)
- Magnetic nameplate (2"x 6", 2"x 8")
- Single coat hook
- Double ceiling hook
- Cubby lock (Combo or Digital)
- Helmet & shoulder pad rack (24" dimension minimum)
- Padded seat graphic
- Padded back rest graphic
- Number tag
- USB outlet

CUSTOM OPTIONS

CUSTOM CUSHION BRANDING:



SEAT LOGO

Full Color Print for Seat Cushion (12"W x 12"H)



BACK LOGO

Full Color Print for Back Cushion (12"W x 12"H)



LOGO DB

Deboss Logo (12"W x 12"H)



LOGO CP

Color Edge Print (12"W x 12"H)

STANDARD UPHOLSTERY CHOICES:

	Royal Blue		American Beauty
	Imperial Blue		Lark
	Blue Ridge		Burgundy
	Deep Violet		Dove
	Forest		Charcoal
	Mandarin Orange		Mocha
	Black		

COLOR EDGE UPHOLSTERY CHOICES:

	Blue Ribbon		Celestial
	Purple Passion		Valentine
	Crimson		Dolphin
	Black		

***Color Edge Print upholstery colors do not match Standard Upholstery colors.*

Durable and secure, the perfect combination.
Locks and hardware for every locker type...

MECHANICAL LOCKS:



Zephyr - 6500 Series



Zephyr - 3310/3315



Zephyr - 1954



Zephyr - 1970



Zephyr - 5500 Series

DIGITAL LOCKS:



Zephyr - 6200 Series



Digilock - Axis

CASE STUDY

Green Hill High School

Wilson County Schools' newest high school, Green Hill High School opened for its inaugural school year in August 2020 after breaking ground in September 2018. Located in Mt. Juliet, TN, Green Hill is the largest facility within the Wilson County School system and proudly became the fifth school in the district.

Facilities

The new space is in daily use by Green Hill student-athletes and coaches and includes the installation of 506 new steel lockers. "Every locker room on our campus has been outfitted with an equitable number of the same style of locker from The Athletic Edge. Our basketball locker rooms are in our school building, while football, track, cross country, baseball, softball, tennis, and girls/boys' soccer are all outfitted with the same locker setup in their respective field houses," stated E.J. Wood, Green Hill athletic director.

Steel lockers by The Athletic Edge are constructed from high quality 16-gauge steel formed and welded for superior rigidity. The Hawks chose steel lockers over wood or aluminum based on their durability factor. "Durability was our number one concern," stated Wood. "These lockers produce the clean and uniform look you get with wood. The durability is unmatched and will allow us to utilize our space without worrying about having to replace worn out lockers," Wood stated.



Why AE?

When asked why the Hawks chose lockers from The Athletic Edge, they added, "This was decided on a district level along with our principal Kevin Dawson. At Green Hill, every decision we make is with our students in mind. The ability to provide for all of our student-athletes regardless of sport is a primary factor in choosing a whole school application from The Athletic Edge. One look at the product and it will not be difficult for anyone to make The Athletic Edge your choice!"

Players and coaches alike echo the sentiment of satisfaction. "The aesthetics of the product rival any locker I have seen anywhere," added Wood. "These steel lockers are going to last us a long time and keep athletes at Green Hill primed for competition. Our players love the space allowed for team and personal gear. Our coaches love the look/design as well as the durability."

"WE ARE EXTREMELY PLEASED WITH THE PRODUCT THAT ATHLETIC EDGE HAS PROVIDED US IN FOOTBALL LOCKERS. THEY ARE DESIGNED STURDY, FUNCTIONAL, AND AESTHETICALLY. OUR KIDS LOVE THE LOCKERS!"



Contact us for a free mockup:
AELOCKERS.COM OR 800.743.7738



STEEL CLUB LOCKERS



Contact us for a free mockup:
AELOCKERS.COM OR 800.743.7738

Extremely tough and durable, these lockers ship assembled, ready for installation. All locker parts are made of high quality steel formed for superior rigidity. The entire locker frame is fully welded. Sides can be perforated with large diamond pattern for maximum ventilation. There are several configurations to fit your locker room needs!

STANDARD FEATURES:

- Welded steel construction with flat top
- (2) Single garment hooks
- Open locker storage with door(s)
- Durable powder coat finish
- Upper and lower shelf available in single tier locker only
- Recessed cup with hasp (padlock not included) on single and two tier lockers
- Lockers ship fully assembled



STANDARD:

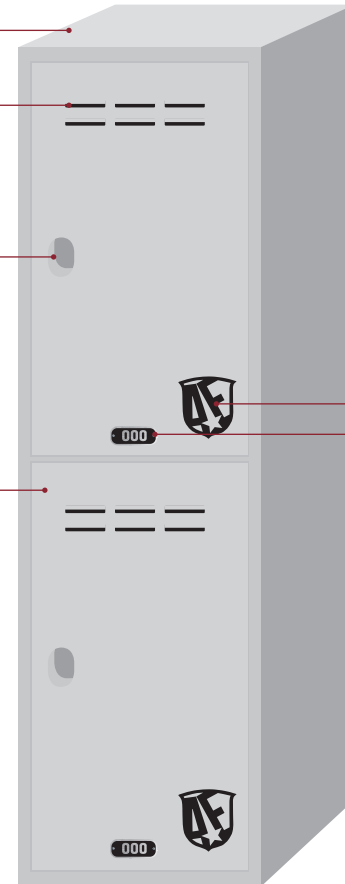
OPTIONAL:

Welded Steel Construction
With Flat Top

Louvered Ventilation

Recessed Cup With Hasp


Powder Coat Finish



Cubby Graphic
Number Tag

CONFIGURATIONS & OPTIONS

STANDARD CONFIGURATIONS:



1 Tier

2 Tier

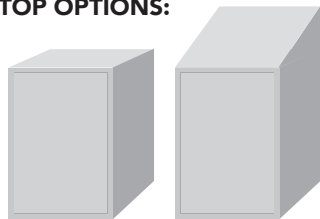
3 Tier

4 Tier

5 Tier

6 Tier


TOP OPTIONS:



Flat

Sloped

FRONT/SIDE OPTIONS:



Mini Louvers

ACCESSORIES AND GRAPHICS:

- Cubby graphic (Decal)
- Cubby lock (Combo or Digital)
- Number tag

SIZES AVAILABLE:

Height	Width	Depth
60"	12", 15", 18", 24"	12", 15", 18", 24"
72"	12", 15", 18", 24"	12", 15", 18", 24"

*Custom sizes available upon request.

STANDARD FRAME COLORS:

	Black		Green
	Light Gray		Forest Green
	Charcoal		Purple
	Bright Blue		Yellow
	Royal Blue		Orange
	Navy Blue		Brown
	Red		White
	Burgundy		

ALUMA ELITE LOCKERS



Contact us for a free mockup:
AELOCKERS.COM OR 800.743.7738

This aluminum locker line offers durability and a design configuration that allows you to showcase your team pride. Aluminum components support and extend the life and durability of the product. The phenolic seat lid is a sturdy and functional option for footlocker storage.

Options:

- Full length door with master lock or wing latch (only for A3504)
- Padded seat cushion with custom logo
- Helmet and shoulder pad rack

Aluma Elite Lockers can be designed to match our Aluma Elite Athletic Training Room equipment for a more cohesive look in your facility.

All aluminum lockers ship fully assembled.



CONFIGURATIONS & OPTIONS

A3500



A3500 with clothes rod, single coat hooks, nameplate holder, and graphics

STANDARD FEATURES:

- Durable aluminum construction
- Tough powder coat finish
- 4 Adjustable leveling feet
- Bottom cubby with flip-up, black phenolic lid
- 3 Double garment hooks
- Open upper shelf
- Ventilated sides with diamond punch pattern

ACCESSORIES:

- Nameplate holder (2"x 8", 2"x 10", or 2"x12")
- Nameplate (2"x 8", 2"x 10", or 2"x 12")
- Helmet & shoulder pad rack (Minimum 24"W)
- Single coat hook
- Clothes rod
- Padded seat cushion

A3504



A3504 with clothes rod and graphics

STANDARD FEATURES:

- Durable aluminum construction
- Tough powder coat finish
- 4 Adjustable leveling feet
- 1 Upper shelf and 1 lower shelf
- Door with hasp lock
- 3 Double garment hooks
- Ventilated sides with diamond punch pattern

ACCESSORIES:

- Nameplate holder (2"x8", 2"x10", or 2"x12")
- Nameplate (2"x8", 2"x10", or 2"x12")
- Single coat hook
- Helmet & shoulder pad rack (Minimum 24"W)
- Clothes rod
- Combination lock

A3600



A3600 with single coat hooks, nameplate holder, helmet and shoulder pad rack, combination lock, padded seat with custom branding, and graphics

STANDARD FEATURES:

- Durable aluminum construction
- Tough powder coat finish
- 4 Adjustable leveling feet
- Upper cubby with hasp lock
- Bottom cubby with flip-up, black phenolic lid
- 3 Double garment hooks
- Ventilated sides with diamond punch pattern

ACCESSORIES:

- Nameplate holder (2"x 8", 2"x 10", or 2"x 12")
- Nameplate (2"x 8", 2"x 10", or 2"x12")
- Single coat hook
- Helmet & shoulder pad rack (minimum 24"W)
- Padded seat cushion
- Clothes rod

SIZES AVAILABLE:

Height	Width	Depth
72"	18", 24", 30"	18", 24", 30"
78"	18", 24", 30"	18", 24", 30"

*Custom sizes available upon request.

STANDARD FRAME/ACCENT COLORS:

	Black		Green
	Light Gray		Forest Green
	Charcoal		Purple
	Bright Blue		Yellow
	Royal Blue		Orange
	Navy Blue		Brown
	Red		White
	Burgundy		

STANDARD UPHOLSTERY CHOICES:

	Royal Blue		American Beauty
	Imperial Blue		Lark
	Blue Ridge		Burgundy
	Deep Violet		Dove
	Forest		Charcoal
	Mandarin Orange		Mocha
	Black		

*SEE CUSTOM CUSHION OPTIONS ON PAGE 7

Go to
[AELOCKERS.COM/RESOURCES-DOCUMENTS](https://aelockers.com/resources-documents)
 to get product specs and drawings

WOOD/LAMINATE CLUB LOCKERS



Contact us for a free mockup:
AELOCKERS.COM OR 800.743.7738

The Athletic Edge is the U.S.'s leading emerging manufacturer of custom club lockers with high-end finishes for golf and country clubs, health clubs, athletic facilities, fitness centers, resorts and day spas. Our range of lockers are built for beauty and durability, with custom options to suit any interior needs.

STANDARD FEATURES

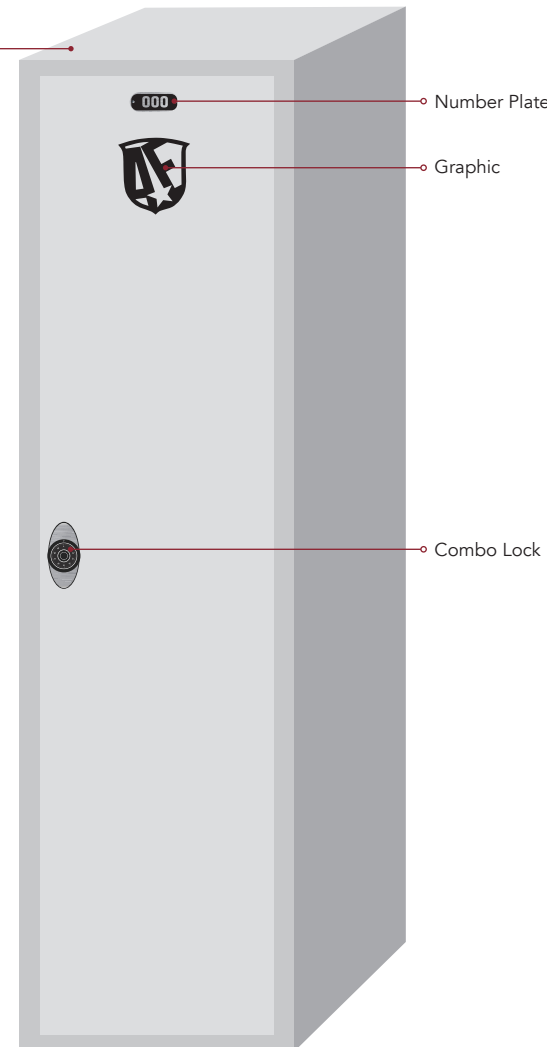
- Straight side with flat top
- Upper and lower shelf (available in single tier locker only)
- 110° Euro hinges on doors
- (2) Double garment hooks
- Wire pull handle (lock not included)
- Lockers ship fully assembled



STANDARD:

OPTIONAL:

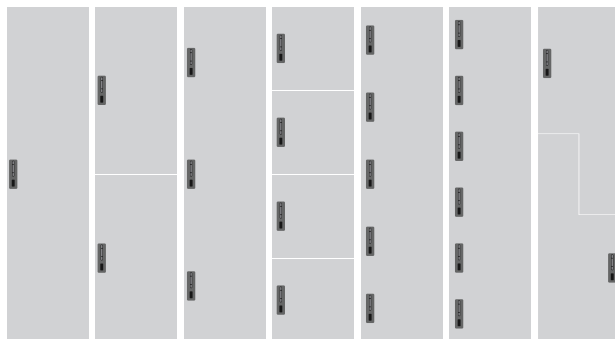
Straight Side With Flat Top



**CLUB LOCKERS ARE AVAILABLE IN WOOD,
LAMINATE OR PHENOLIC**

CONFIGURATIONS & OPTIONS

STANDARD CONFIGURATIONS:



1 Tier 2 Tier 3 Tier 4 Tier 5 Tier 6 Tier Z

SIZES AVAILABLE:

Height	Width	Depth
36"	12", 15", 18", 20", 24"	12", 15", 18", 20", 24"
48"	12", 15", 18", 20", 24"	12", 15", 18", 20", 24"
60"	12", 15", 18", 20", 24"	12", 15", 18", 20", 24"
72"	12", 15", 18", 20", 24"	12", 15", 18", 20", 24"
78"	12", 15", 18", 20", 24"	12", 15", 18", 20", 24"
84"	12", 15", 18", 20", 24"	12", 15", 18", 20", 24"
96"	12", 15", 18", 20", 24"	12", 15", 18", 20", 24"

*Custom sizes available upon request.

ACCESSORIES AND GRAPHICS:

- Door Lock (*hasp, combo, digital, one-time use lock*)
- Nameplate holder (*2"x8", 2"x10"*)
- Nameplate graphic
- Number disc plate
- Clothes rod
- Double ceiling hook
- Double coat hook
- Graphic (*decal or plate with logo*)

STANDARD WOOD CHOICES:



Oak



Maple

STAIN CHOICES:



Warm Copper



Rustic Fall



Deep Garnet



Warm Caramel



Fossil Gray



Black Beauty



Tungsten

STANDARD LAMINATE CHOICES:



Oak



Grey



Maple



Storm Grey



Cherry Merlot



Harbor Grain



Espresso



Black

Custom material and stain choices available upon request.

PHENOLIC OPEN ATHLETIC LOCKERS



Contact us for a free mockup:
AELockers.COM OR 800.743.7738

The Athletic Edge uses quality materials and innovative manufacturing techniques to create secure, functional and durable lockers. Our phenolic lockers are built using mortise and tenon construction with full overlay doors and stainless steel fasteners and hardware with 3 styles to choose from.

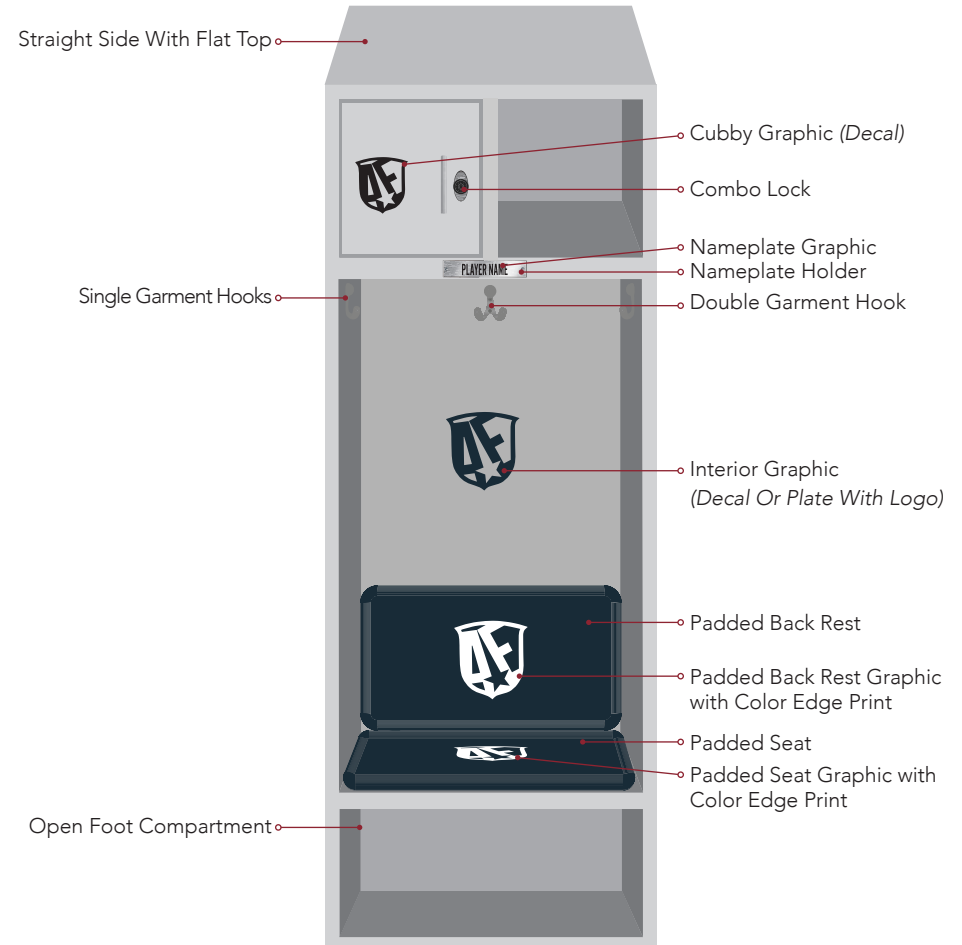
STANDARD FEATURES:

- Straight side with flat top
- Open upper shelf
- Open foot compartment
- Single garment hooks
- Side cubbies inside lockable door
- Will not rust and are easy to disinfect
- Enhanced, multi-direction airflow
- Flush surface with a clean, contemporary look
- Lockers ship fully assembled



STANDARD:

OPTIONAL:



CONFIGURATIONS & OPTIONS

STANDARD CONFIGURATIONS:



Straight Recessed Cutback

TOP OPTIONS:



Open (Standard)



Divided



Cubby

BOTTOM OPTIONS:



Open (Standard)



Lift-Up Lid



Pull-Out Drawer

FRONT OPTIONS:



Vertical Vent Slots



Mesh Vent Grill

SIZES AVAILABLE:

Height	Width	Depth
72"	18", 24", 30"	18", 24", 30"
78"	18", 24", 30"	18", 24", 30"
84"	18", 24", 30"	18", 24", 30"

*Custom sizes available upon request.

ACCESSORIES AND GRAPHICS:

- Door lock (*hasp, combo, digital, one time use*)
- Nameplate holder (2"x8", 2"x10")
- Nameplate graphic
- Clothes rod
- Double ceiling hook
- Graphic (decal or plate with logo)
- Number disc plate
- Double coat hooks


STANDARD PHENOLIC OPTIONS:

	Almond		Navy Blue
	Folkstone		Citadel
	Fog		Dark Chocolate
	Carrara Bianco		Navy Graphix
	MDF Solidz		Mojave
	Geriba Grey		Concrete Stone
	Graphite Grafix		Black
	Folkstone Celesta		Storm
	Graphite		Marine Blue
	Natural Canvas		Fossil
	New Burgundy		Cardboard Solidz
	Autumn Indian Slate		

PHENOLIC CLUB LOCKERS



Contact us for a free mockup:
AELOCKERS.COM OR 800.743.7738

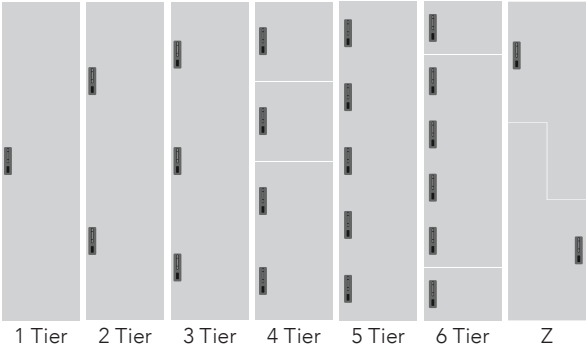


Our phenolic club locker series is top of the line and features an open locker design with locking door. Lockers are made of high-quality phenolic. The phenolic club locker series features six different tier options.

STANDARD FEATURES:

- Straight side with flat top
- Upper and lower shelf (available in single tier locker only)
- 110° Euro hinges on doors
- (2) Double garment hooks
- Wire pull handle (lock not included)
- Lockers ship fully assembled

STANDARD CONFIGURATIONS:




**All hardware has a standard silver finish*

SIZES AVAILABLE:

Height	Width	Depth
36"	12", 15", 18", 20", 24"	12", 15", 18", 20", 24"
48"	12", 15", 18", 20", 24"	12", 15", 18", 20", 24"
60"	12", 15", 18", 20", 24"	12", 15", 18", 20", 24"
72"	12", 15", 18", 20", 24"	12", 15", 18", 20", 24"
78"	12", 15", 18", 20", 24"	12", 15", 18", 20", 24"
84"	12", 15", 18", 20", 24"	12", 15", 18", 20", 24"
96"	12", 15", 18", 20", 24"	12", 15", 18", 20", 24"

**Custom sizes available upon request.*

PHENOLIC COACH'S LOCKERS



The Coach's Phenolic Athletic locker series features a straight side, open upper shelf, side cubbies, and hooks and clothes rod for hanging storage.

STANDARD FEATURES:

- Straight side with flat top
- Open upper shelf
- Side cubbies inside lockable door
- (2) Single garment hooks
- Clothes rod
- Lockers ship fully assembled

SIZES AVAILABLE:

Height	Width	Depth
72"	18", 24", 30"	18", 24", 30"
78"	18", 24", 30"	18", 24", 30"
84"	18", 24", 30"	18", 24", 30"

**Custom sizes available upon request.*

ACCESSORIES AND GRAPHICS:

- Cubby lock (*hasp, combo, or digital*)
- Nameplate holder (2"x8", 2"x10", 2"x12")
- Nameplate graphic
- Double ceiling hook
- Double coat hook
- Cubby graphic (*decal, plate with logo*)
- 120V USB power outlet

ARMOR ELITE LOCKERS



The Athletic Edge's Armor Elite lockers are our latest line of lockers bringing game-changing innovation to your locker room. These high-end, fully customizable lockers feature the most original, unrivaled quality lockers we have to date.


With fully customizable sizes and features, Armor Elite lockers can transform your team room vision into reality.



SL-1

STANDARD FEATURES:


- Recessed side locker
- 24"W x 23.5"D x 72"H
- Helmet/shoulder pad rack
- Upper cubby with built-in combo lock
- Open cubby next to cubby door
- 2" x 8" Nameplate holder (with nameplate)
- Double coat hooks (qty 2)
- Clothes rod
- Decal logo in back of locker
- Lift-up storage compartment (seat)
- Padded seat
- Vertical vents in lower foot locker
- Decal logo on lower foot locker



SL-2

STANDARD FEATURES:

- Cutback side locker
- 30"W x 23.5"D x 84"H
- Upper cubby with lift-up door and soft close stay hinge
- LED spotlights in upper cubby
- Smaller cubby with digital lock
- Open cubby next to cubby door
- LED spotlight in open cubby
- Stainless steel clad shelf
- Custom double coat hooks (qty 2)
- Padded back rest with deboss logo
- Lift-up storage compartment (seat)
- Padded seat
- Metal mesh vent in lower foot locker with custom graphics



SL-3

STANDARD FEATURES:

- Pedestal side locker
- 36"W x 33"D x 80"H
- Brushed stainless steel shelf with roll-out & tilt down feature
- Helmet/shoulder pad rack
- Full door on left side with recessed handle
- Wardrobe section includes 2 double coat hooks & full width clothes rod
- 3 Open shelves on right side with 1 enclosed cubby
- Digital lock on smaller cubby door
- Lift-up storage compartment (seat)
- Padded seat
- Custom stand-off logo on lower foot locker for ventilation
- Nameplate & namplate holder on door



SL-4

STANDARD FEATURES:

- Custom V-cut side locker
- 42"W x 23.5"D x 99"H
- Upper portion for built-in media display center
- Open upper cubby on left side of locker
- Enclosed cubby on right side of locker with digital lock
- 120V USB power outlet inside cubby
- Custom double coat hooks (qty 2)
- Padded seat, padded back rest, padded head rest
- Arm rest on left side with illuminated LED cup holder
- Arm rest on right side with lift-up lid for extra storage
- Lift-up storage compartment (seat)
- Custom LED backlit graphics in lower foot locker
- Clear acrylic around body of locker (LED backlit) with full color LED changing capability

BENCHES & MORE

ROLLING STOOLS

Our Rolling Stools combine comfort with control thanks to a 3" deluxe seat cushion, a five-star base (plastic or metal) with heavy-duty casters and pneumatic controls with multiple seat height adjustments. Give your stool the EDGE with custom branding.

STANDARD FEATURES:

- Load capacity: 300 lbs.
- Padded vinyl seat
- 3" Deluxe foam cushion
- Heavy duty casters
- Swivel stool

SIZES AVAILABLE:

- 16"W x 16"D x 18-23"H
- 16"W x 16"D x 20-26"H



METAL STOOLS

Comfort and durability come together in our metal stools, which feature a 1.5" vinyl upholstered top and rugged steel frame. These stools match our metal athletic lockers, and both the base and top are available in a wide variety of colors.

STANDARD FEATURES:

- Load capacity: 350 lbs.
- Rugged steel frame
- Tough powder coat finish
- Durable plastic foot covers
- 1.5" Foam cushion
- Rounded corners

**Stools ship fully assembled*

SIZES AVAILABLE:

- 20"W x 16"D x 18"H
- 20"W x 16"D x 21"H
- 14"W x 14"D x 18"H
- 14"W x 14"D x 21"H



PREMIUM WOOD STOOLS

Available in solid oak or maple, natural or custom finishes, our wood stools match our wood athletic lockers. These stools feature a moisture-resistant lacquer, foot cabinet and 1.5" foam padded seat, ideal for showcasing your logo.

STANDARD FEATURES:

- Load capacity: 300 lbs.
- Stylish 4 pillar frame construction
- Open foot cabinet with shelf
- Moisture resistant lacquer finish
- 1.5" High density foam cushion

**Stools ship fully assembled*

SIZES AVAILABLE:

- 14"W x 14"D x 18"H
- 14"W x 14"D x 21"H



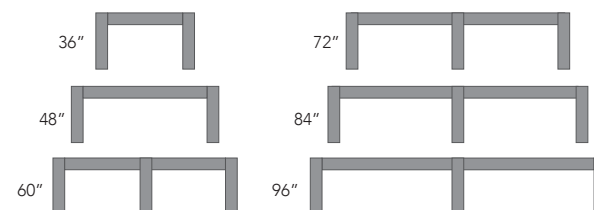
WOOD BENCHES

Complement your facility with beautiful wood benches that add the warmth and luxury of natural wood. Our benches are quality crafted and manufactured using oak or maple wood and come in a wood or 1.5" foam/vinyl top.

STANDARD FEATURES:

- Load capacity:
 - 300 lbs. (2 legs)
 - 600 lbs. (3 legs)
- Solid oak or maple construction
- Hard plastic slides on bottom

**Benches ship fully assembled*



LOCKER BENCHES

Complement your facility with beautiful wood benches that add the warmth and luxury of natural wood. Our benches are quality crafted and manufactured using oak or maple wood and come in a wood or 1.5" foam/vinyl top.

STANDARD FEATURES:

- Load capacity: 300 lbs. (2 Legs) & 600 lbs. (3 Legs)
- 1.25" Thick solid maple wood top
- Natural finish with moisture resistant lacquer coating
- Aluminum legs with durable powder coat
- Assembly required, all hardware and instructions provided



STANDARD BENCHES

WLB36
36"L x 9.5"W x 18"H
2 Legs
WLB48
48"L x 9.5"W x 18"H
2 Legs

WLB60
60"L x 9.5"W x 18"H
2 Legs
WLB72
72"L x 9.5"W x 18"H
3 Legs

WLB84
84"L x 9.5"W x 18"H
3 Legs
WLB96
96"L x 9.5"W x 18"H
3 Legs

STANDARD LEG COLORS:

	Black		Green
	Light Gray		Forest Green
	Charcoal		Purple
	Bright Blue		Yellow
	Royal Blue		Orange
	Navy Blue		Brown
	Red		White
	Burgundy		



LOGO RUGS

Athletic Edge's logo rugs add the perfect finishing touch to any indoor facility. The rug is constructed with static dissipative 100% nylon carpet bonded to 100% premium rubber for superior grease and oil resistance for years of worry-free service.

STANDARD FEATURES:

- Indoor applications only
- Permanently printed, plush nylon surface
- 100% Nitrile rubber backing for slip/skid resistance
- Fully launderable
- Choose from 150 colors (up to 25 colors per rug)

SIZES AVAILABLE:

- 2' x 3'
- 3' x 4'
- 3' x 5'
- 3' x 10'
- 4' x 6'
- 4' x 8'
- 5' x 8'
- 5' x 10'
- 6' x 10'
- 6' x 12'



DRY ERASE WHITEBOARDS

Outfit your facility and communicate with your players using a wall mounted dry erase whiteboard. Customize your board using team logo and colors, along with any other specifications you desire. Boards are available for any sport including football, basketball, baseball, soccer, hockey, lacrosse and more.

STANDARD FEATURES:

- Whiteboards available in 7 sizes
- Non-magnetic or magnetic boards
- Solid wood frame
- Custom designed graphics to fit any sport
- Ledge holds dry erase markers and erasers
- Mounting hardware not included

SIZES AVAILABLE:

- 4'W x 2'H
- 4'W x 3'H
- 5'W x 3'H
- 6'W x 3'H
- 6'W x 4'H
- 8'W x 4'H
- Custom sizes available upon request



THE FOUNDATION

FOR OUTFITTING YOUR ATHLETIC FACILITY


ATHLETIC TRAINING ROOM



LOCKER ROOM



CLASSROOM



HI-LO TABLES & TAPING STATIONS



MOBILE SOLUTIONS



Contact us for a free mockup:
AELOCKERS.COM OR 800.743.7738

»» BUILD ON YOUR FOUNDATION WITH NEW OFFERINGS FROM THE ATHLETIC EDGE

We have solutions for Offices, Smart Locker Systems and Custom Branding Options that will make your facility stand out.



How you work is just as important as the work you do. REV.247 provides creative products and options to help reinvent your workspace by focusing on how, where, and when you work to optimize your unique work habits. It's all about getting things done.



**VARIABLE HEIGHT DESKS
& TABLES**




SEATING



ACCESSORIES



Outfit your therapy and rehab facility with PHS Medical's ergonomic, durable, state-of-the-art therapy tables. Designed with both practitioners and patients in mind, our solutions deliver comfort, stability, and reliability. Our Electric Epidural Positioning Device (EPD) is a prime example, engineered to position patients correctly and comfortably by encouraging cervical, thoracic, and lumbar flexion while maintaining a solid and stable posture. With PHS Medical, you can trust that every table is built to enhance both care and clinical efficiency.




**PORTABLE PARALLEL
BARS**

**ESSENTIAL THERAP-P
TREATMENT TABLE**



BUILD YOUR BRAND WITH CUSTOM GRAPHICS

- Decals
- Bag tags
- Window decals
- Retractable banners
- Tri-stand banners
- Scrim banners
- Foamboards and stands
- Paper posters and banners
- Floor decals
- Polymetal signs
- Vehicle magnets
- Bean bag boards
- Wood prints



- Variable height banners and stands
- Wall decals
- Nameplates
- Door wraps
- Corroplast yard signs with stakes
- Canvas prints
- Customized whiteboards
- Laser etched drinkware and promotional products

