

NAME: _____

SCHOOL/ORGANIZATION: _____

DEALER/REP: _____

PHONE: _____

E-MAIL: _____

SALES REP: _____ **QUOTE:** _____



CLUB LOCKERS

The lowest cost solution, this locker series offers durable quality at cost-effective prices. Doors use a thermal laminate over a 3/4" MDF core. All locker frames use glue and dowel assembly methods for superior strength and longevity. Interior parts are made of high-quality 3/4" LPL panels with standard almond color and use 3mm PVC edge band color matched to doors.

STANDARD FEATURES:

- Straight side with flat top
- Upper and lower shelf available in single tier locker only
- 110° Euro hinges on doors
- Laminate and wood options available
- Dowel and glue construction
- 3mm Edge banding
- Wood options have base coat sanding sealer & 2 coats of water based, low Volatile Organic Compounds (VOCs) lacquer
- (2) Double garment hooks
- Wire pull handle (lock not included)
- Lockers ship fully assembled

**All hardware has a standard silver finish*

STANDARD SIZES:

Width:

☐ 12" ☐ 15" ☐ 18" ☐ 21" ☐ 24" ☐ Custom

Depth:

☐ 12" ☐ 15" ☐ 18" ☐ Custom

Height:

☐ 72" ☐ 78" ☐ 84" ☐ Custom

Qty _____

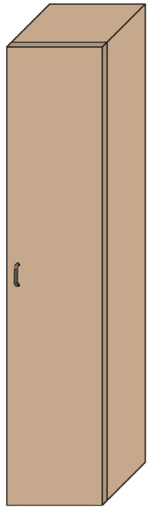


6 Tier Club Locker

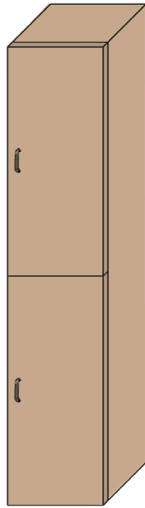


2 Tier Club Locker

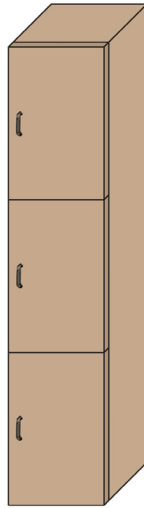
CLUB LOCKERS



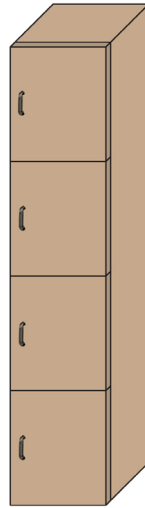
☐ 1 Tier



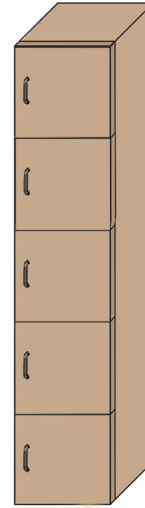
☐ 2 Tier



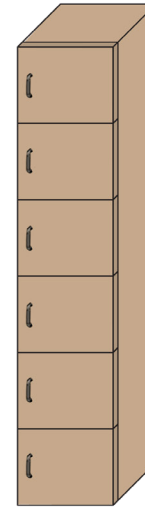
☐ 3 Tier



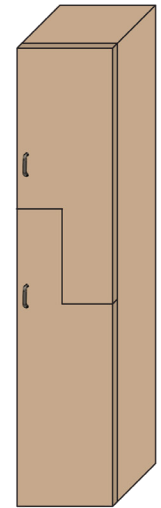
☐ 4 Tier



☐ 5 Tier



☐ 6 Tier



☐ Z

ACCESSORIES AND GRAPHICS OPTIONS:

☐ Door Lock

- ☐ Hasp ☐ Combo ☐ Digital ☐ One-Time Use Lock

☐ Nameplate Holder

- ☐ 2" x 8" ☐ 2" x 10"

☐ Nameplate Graphic

☐ Number Disk Plate

☐ Clothes Rod

☐ Double Ceiling Hook

☐ Double Coat Hooks - Qty _____

☐ Graphic

- ☐ Decal ☐ Plate with Logo

STANDARD LAMINATE CHOICES:

- | | |
|---|--|
| <input type="checkbox"/>  Oak | <input type="checkbox"/>  Grey |
| <input type="checkbox"/>  Maple | <input type="checkbox"/>  Storm Grey |
| <input type="checkbox"/>  Cherry Merlot | <input type="checkbox"/>  Harbor Grain |
| <input type="checkbox"/>  Espresso | <input type="checkbox"/> <u>Custom Laminate Color</u> |








STANDARD WOOD CHOICES:

- ☐  **Oak** ☐  **Maple** ☐ Custom Wood Species

WOOD STAIN OPTION:

☐ LOCKER-STAIN

STAIN CHOICES:

- | | |
|--|---|
| <input type="checkbox"/>  Warm Copper | <input type="checkbox"/>  Rustic Fall |
| <input type="checkbox"/>  Deep Garnet | <input type="checkbox"/>  Warm Caramel |
| <input type="checkbox"/>  Fossil Gray | <input type="checkbox"/>  Black Beauty |
| <input type="checkbox"/>  Tungsten | <input type="checkbox"/> <u>Custom Wood Stain Color</u> |