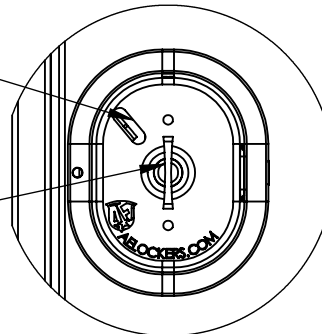


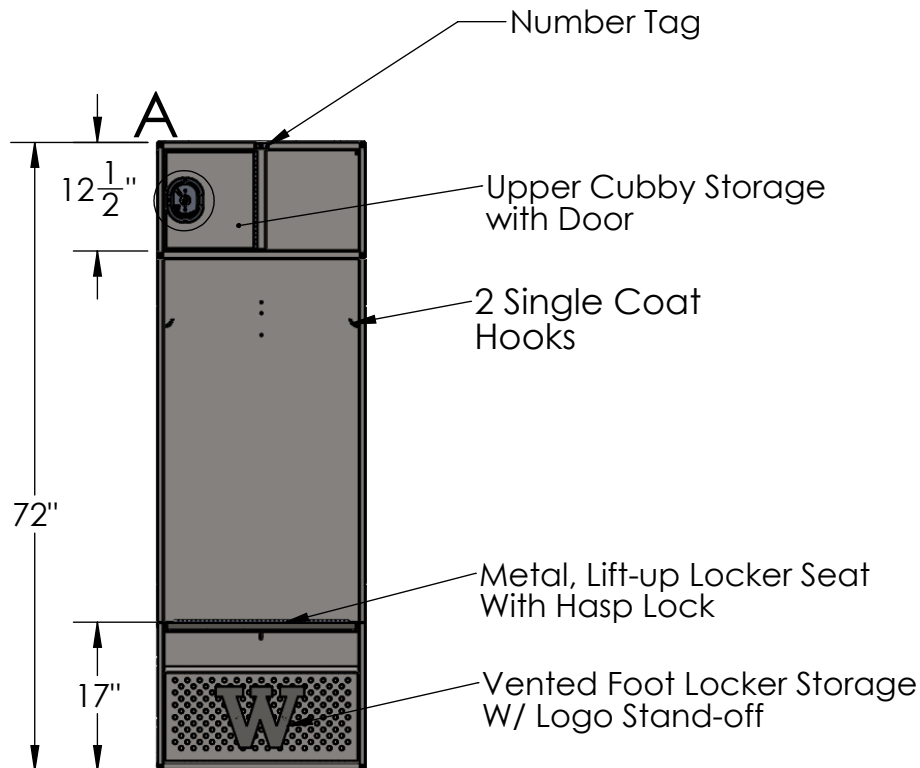
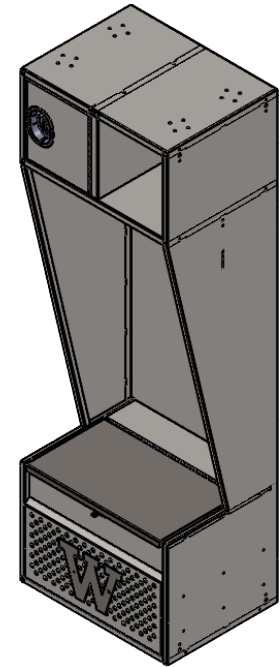
Recessed Cup
With Hasp Lock

Wing latch



DETAIL A

SCALE 1 : 4



WELDED STEEL LOCKER, 24"W x 18"D x 72"H STANDARD FEATURES

ALL STEEL CONSTRUCTION, MINIMUM 16 GA THICKNESS

INCLUDES: 2 SINGLE COAT HOOKS

UPPER CUBBY WITH STAINLESS STEEL RECESSED CUP WITH HASP
-(PADLOCK NOT INCLUDED),

LOWER FOOT LOCKER/SEAT INCLUDES HASP
-(PADLOCK NOT INCLUDED)

LOWER FOOT LOCKER FACE WITH VENTS
POWDER COAT COLOR PER PURCHASE ORDER

DIMENSIONS ARE IN INCHES
TOLERANCES:
FRACTIONAL $\pm 1/16"$
ANGULAR: MACH ± 1 BEND ± 1
ONE PLACE DECIMAL $\pm .1$
TWO PLACE DECIMAL $\pm .05$
THREE PLACE DECIMAL $\pm .005$
DO NOT SCALE DRAWING

PROPRIETARY AND CONFIDENTIAL
THE INFORMATION CONTAINED
IN THIS DRAWING IS THE SOLE
PROPERTY OF PIVOTAL HEALTH.
ANY REPRODUCTION IN PART OR
AS A WHOLE WITHOUT THE WRITTEN
PERMISSION OF PIVOTAL HEALTH
SOLUTIONS IS PROHIBITED.

Pivotal Health Solutions
3003 9th Ave SW,
Watertown, SD 57201
pivotalhealthsolutions.com
ph. 605-753-0110
fax. 605-882-8398

Rev: 01

MATERIAL
SEE BOM

DESC.

Welded Cutback Locker

PART NUMBER - NAME

A3850 24x18x72

SIZE: A	SCALE: 1:22	SAVE: 1/22/2026	WEIGHT: 121.19lbs	ENGR. ET	SHEET 1 OF 3
---------	-------------	-----------------	-------------------	----------	--------------

H:\PROJECTS\Pivotal Health Solutions\Athletic Edge\Welded Locker\A3850 Welded 24X18X72 With Cubby\